

June 2026

Vol. 24 No. 7

### President's Memo

Hello Everyone! I believe June was the best month we've had in a long time.

Just think! Half of the year has passed and then it will be 2027. Everyone is getting ready for Texas Tour 2027 in Canton.

I'm so proud of our club. We had a great turnout for the Mineral Wells Tour. It was good to see old friends and make some new ones. I want to thank Myles Pennington for putting together our flash drive for the Mineral Wells presentation. I received many compliments from people who said they look forward to next year's Texas Tour. We also owe a big thanks to Nancy Cheshire for getting everything together in anticipation of the Mineral Wells presentation. I was well pleased with the attendance of the tour. Let's triple the numbers next year.

We also had a great turnout for our mid month lunch held in Canton at the Dairy Palace. We had 15 people in attendance.

See more about these events on pages 5-6.

Let's drive our cars so they will be ready for our Three States Tour through Texas to Oklahoma and Arkansas in November. See more on page 13. Nancy has prepared an outstanding agenda for us. Again, thank you Nancy!

See y'all July 7 at 3:00 PM at the Dairy Queen in Seven Points.

Sincerely, *Herman Dentler*

#### CLUB OFFICERS

##### President

HERMAN DENTLER

940-733-8803

##### Vice President

CHUCK CHESHIRE

972-741-8749

##### Secretary/Treasurer

LOU CARPENTER

903-880-9735

#### BOARD of DIRECTORS

SPENCER PENNINGTON  
903-603-4282

JONATHAN VAGHY  
817-454-2599

JODY LETCHWORTH  
903-603-4969

-----  
**NEWSLETTER EDITOR**

NANCY CHESHIRE  
nmcheshire@yahoo.com

-----  
**WEBMASTER**

BILL LEE  
bill@wrlee.com



*Model A Fords  
on Parade  
for July 4th*



Mabank, Henderson Co., Texas

**NAME AND PURPOSE**

This club shall be known as the Cedar Creek Model A Ford Club, a non-profit organization, hereinafter referred to as the "Club."

The purpose shall be to maintain, preserve and restore the vehicle known as the Model A Ford (1928-1931) and all things pertaining to the Model A Ford, including literature, historical and technical information.

**MEMBERSHIP**

Application for membership shall be made in written form. Applications shall be filed with the Secretary and accompanied by dues for the current year.

**RESTRICTIONS:** All members of the Club shall be restricted to members of either the Model A Restorers Club or Model A Ford Club of America national clubs. Members may be accepted without ownership of a Model A Ford; however, no member shall be permitted to hold office unless said member has owned a Model A Ford within the six month period prior to the official election date.

**DUES**

The annual dues shall be fifteen dollars (\$15.00) per year. Dues are for the calendar year. The annual dues shall include member and wife and shall be payable before February 1st. Any member may be suspended by the Treasurer for non-payment of dues at the expiration of thirty (30) days from February 1st.

**MEETINGS**

Regular meetings of the members of this Club shall be held on the first Tuesday of every month unless said day shall fall upon a legal holiday, in which case the meeting date shall be established by the Board of Directors.

Table of Contents	
President's Letter	1
Photo of the Month	1
Club Officer's/ Board Members/Committee Directors	1
Charter and Life Members	2
Club Membership Information	2
Table of Contents	2
Meeting Minutes / Model A Trivia	3
Sunshine News	4
Editor's Comments	4
Birthdays	4
Club News	5-6
Historical Tidbit	7
Interesting Information	8-11
Technical Tips	12
Upcoming Events	13
National Club News	14-15
Event Calendar/Miscellaneous	16

The Cedar Creek Model A Ford Club (CCMAFC) was formed in 2002 in Henderson Co., Texas. The club's meetings are held at the Dairy Queen in Seven Points, Henderson Co., Texas near Cedar Creek Lake.

**Charter Members:**

John and Wanda Bell  
 Jim Bellah – deceased  
 Bill (deceased) and Sue Capps  
 O. V. and Lorene Cliver – deceased  
 S. D. "Shorty" Johnson – deceased  
 Olin Lewis – deceased  
 Ola Powell – deceased  
 Gene Tregre – deceased





## MEETING MINUTES

### Cedar Creek Model A Ford Club Monthly Meeting June 2, 2026

President Herman Dentler was not present at this meeting. He was in Seymore, TX trying to get an insurance claim straightened out on a house damaged earlier this year. Vice President Chuck Cheshire acted as president and opened with the Pledge of Allegiance and a prayer.

Our guest was Jody's daughter, Sonia, who is visiting from California. It was good to see Jody and Sonia.

Chuck asked if the minutes were correct. Carolyn Vick made a motion to approve them, and Nancy seconded it. The financial report was given and accepted by Kim Wagliardo and seconded by Wanda Bell.

**SUNSHINE REPORT:** Harris Lege reported he had 3 teeth pulled and will need to have a couple of more taken out. Barbara Quain is having neck problems.

**BIRTHDAYS:** Wanda Bell was our birthday girl. She is 87 years young and looking great.

**TOURS:** Tour for November 9th to 12th is coming along. Nancy has arranged hotels.

**UPCOMING TOUR:** Texas Tour in Mineral Wells. Nancy and Myles have the video all ready to show at the tour's last night's dinner.

**LUNCH:** We will go to Canton and have lunch June 18th at the Dairy Palace.

**ADJOURNMENT:** Carolyn Vick made the motion to adjourn and Jody Letchworth seconded it.

Sincerely,

*Lou Carpenter* Secretary/Treasurer



**The Ford Model A features a purely mechanical, rod-actuated drum brake system on all four wheels.** When the brake pedal is pressed, a complex network of levers and steel rods physically pushes the brake shoes against the drums. It also includes an independent mechanical emergency/parking brake.

#### Key Components of the Stock System

**Brake Pedal:** Connects directly to an equalizer or cross-shaft assembly beneath the chassis.

**Brake Rods:** Long steel rods running from the cross-shaft to the actuating levers at each of the four wheels.

**Mechanical Drums:** Steel drums (11-inch diameter on the front, 14-inch on the rear) with an internal expanding shoe design.

**Emergency Brake Lever:** Operates independently of the foot pedal, engaging separate mechanical bands on the rear drums to hold the vehicle in place while parked.

**Wear and Tear:** The stock rod-and-clevis system has many moving parts—often over a dozen wear points. Slop and lost motion naturally develop over time.

**Equalization:** The mechanical system requires precise adjustment so all four wheels brake evenly. Uneven adjustment frequently causes pulling to one side.

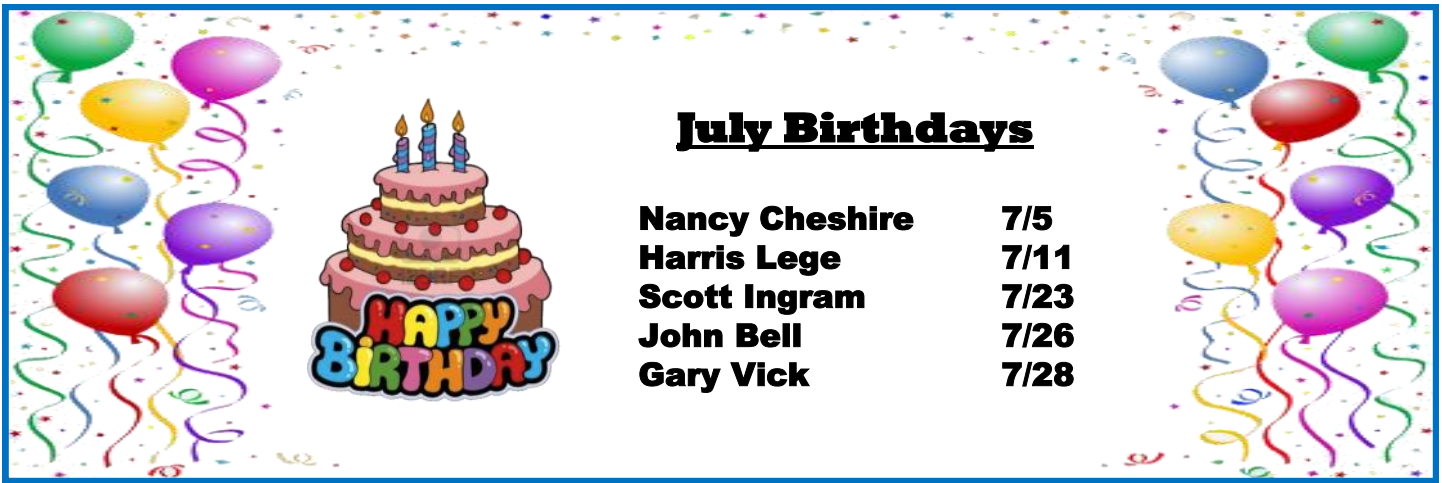
**Sealing:** Early designs are susceptible to grease or oil leaking from the axle and contaminating the brake linings, causing the brakes to grab or fade.

#### Modern Upgrades

**Hydraulic Conversions:** Many owners swap the mechanical linkages for a hydraulic "juice" brake setup (often using components from 1939–1948 Ford passenger cars) for smoother, self-equalizing stopping power.

**Self-Energizing Brakes:** Upgrading the backing plates to Bendix-style mechanisms significantly improves stopping efficiency.





## **July Birthdays**

<b>Nancy Cheshire</b>	<b>7/5</b>
<b>Harris Lege</b>	<b>7/11</b>
<b>Scott Ingram</b>	<b>7/23</b>
<b>John Bell</b>	<b>7/26</b>
<b>Gary Vick</b>	<b>7/28</b>



## **Sunshine News**

By Lou Carpenter

Please let Lou Carpenter know if you are having health problems.

**We Care!**

**From the Editor**


Hello Everyone,

Summer and July have arrived and with it the 250th Anniversary of our Country's Independence. What a great thing to celebrate in 2026!

Be sure to print and save copies of pages 8-10 for information on touring. A valuable source to have on hand when preparing for a tour. Be sure to also see the info on our Three States tour in November on page 13.

Hope you all have a wonderful summer!

*Nancy Cheshire*



**HAPPY BIRTHDAY  
AMERICA!  
LAND THAT  
WE LOVE!**

The United States' 250th anniversary (the Semiquincentennial) of the Declaration of Independence is on July 4, 2026. It is being commemorated with various events and celebrations across the country,



## June Lunch at Dairy Palace in Canton

We had a great turnout for our mid month lunch at the Dairy Palace in Canton. After lunch we went to the Silver Spur to tour the venue for next year's Texas Tour.

Those attending were Dottie and Jess Parker, Kim and Larry Wagliardo, Carolyn and Gary Vick, Barbara and Fredye Quain, Nancy and Chuck Cheshire, Lou Carpenter, Chuck Sportsman, Ken Parker and Lynda and Herman Dentler. It was so nice to have Ken and Chuck back in attendance. -*Herman Dentler*



## TEXAS TOUR 2026 in MINERAL WELLS, TEXAS

Those in attendance from Cedar Creek were Jonathan and Kathleen Vaghy, Gary and Carolyn Vick, Lou Carpenter and her two daughters, plus Lynda and myself. I was well pleased with the attendance of the tour. Let's triple the numbers next year. —*Herman Dentler*



Nancy and Chuck couldn't attend as they were preparing for their 60th Wedding Anniversary party. We attended when we returned home, and it was really a lovely party.—*Herman Dentler*



# Historical Tidbit


## OLD MAPS AND EPHEMERA—TOURING

I have always loved maps. Modern maps are wonderful because they let you explore the world as you know it. But my real love is the older maps that let you see the world as it was. Good maps show interesting places that are just off the highway. My favorite book, *Blue Highways*, does just such a thing.

When I bought my first Model A, I acquired a booklet of maps called the Automobile Tour Book of California published in 1916. The map has several interesting bits of information including mileage, elevation and percent grade as well as rivers and interesting locations like Lovers Leap near Strawberry. The road is described as fair mountainous road, rocky and principally up-grade, Gasoline and oil at all places. Remember that you were attempting this drive in a Model T.


This map from about 1930 has now taken on a much more complex character

with a significantly greater number of side roads. Highway 50 was designated as such in 1926. The red roads were paved or oiled while the black roads were gravel or dirt surfaces. This map also listed hotels and lodges that were recommended.




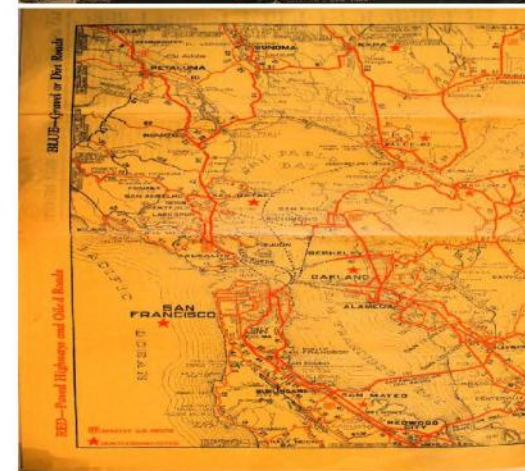
Some of the hotels are still in existence such as the Hotel Raffles in Placerville now known as the Cary House Hotel.

State maps were available from several companies with Automobile Club of Southern California one such source as well as Rand McNally providing maps of every state in 1926 that included city maps, hotel and garage information, points of interest, Motor and Fish and Game Laws.



More modern maps, while not giving you the vintage road ways, do provide eye-catching illustrations that might be worthwhile destinations that were popular during the Model A Era.

Various other publications, either re-productions or vintage items will provide a wealth of items to see during your visit.



Tom Jeanes, of Pollock Pines, California, is a member of the Hangtown A's. He serves on the JSC and as The Restorer magazine's Technical Editor.

On the left is a map of San Francisco Bay without the Golden Gate Bridge (1937) or Bay Bridge (1936), only ferry boat routes to the east bay and north bay and the San Mateo (1929) and Dumbarton Bridge (1927).


# Important Information for Touring

## Suggested Tour Rules and Etiquette

These are suggestions made by long time Model A Tour Guides

1. Follow the directions of the tour leader. The tour leader will decide how the group will travel. The leader will try to maintain a 45 mph speed. If you get separated by traffic or traffic lights, the leader will line up just outside town and wait for group to catch up.
2. On turns keep the car behind you in sight to be sure they did not miss the turn.
3. Fill your gas tank when the Tour leader does or when there is an assigned gas stop.
4. Keep the leader informed if:
  - A. You plan to travel a different route,
  - B. You plan to arrive at an earlier or later time,
  - C. You have special requests,
  - E. You leave to go home early.This helps the Tour Leader to maintain sanity.
4. Use your phone list to contact Tour Leader if needed or members of tour group.
5. We stop for anyone in the group with car trouble. However, if you have a known problem (battery, starter, switch, etc.) fix it before you leave. Good preparation pays off.
6. On roads where there is a decent shoulder we move over and yield to faster traffic. When there is not any shoulder we leave gaps in our caravan so modern cars can “hop scotch” around us.
7. If you don't have an A or you are working on your car, come on and go with the group anyway. Just line up in the rear behind the Model As and join in the fun.
8. Carry a National Roster and the club roster. Either one can be a life saver if you need parts or help on the road.
9. Get out on the road. We will never leave anyone on the side of the road.
10. *Save this page for further reference.*

Roadside Workshop in 2024



# Suggested Spare Parts for Touring

1. Headlight bulbs
2. Lug nut (spare tire has three)
3. Brake rod clevis pin
4. Cotter pins
5. Front hub grease retainer washer
6. Front wheel axle nut
7. Front wheel bearings (prepacked)
8. Water pump
9. Alternator/generator & cutout
10. Bolts for mounting alternator/generator
11. Bendix for starter
12. Fuses (10 or more)
13. Spark plugs
14. Head nut
15. Manifold gaskets
16. Distributor (rebuilt, tested, and already timed to the car)
17. Points and condenser
18. Distributor cap
19. Rotor cap
20. Rotor
21. Coil
22. Coil mounting screws
23. Coil wire
24. Coil mounting bracket
25. Coil nuts
26. Carburetor (rebuilt and tested)
27. Carburetor gasket
28. Timing gear
29. Gasket sealer
30. Gasket's paper /and rope to put timing cover back on.
31. Rubber fuel line with inline filter
32. Extra inline fuel filters
33. Muffler clamp along with new bolts and nuts
34. Rear wheel bearings (repacked)
35. Rear axle key
36. Rear axle nut
37. Rear axle washer
38. Rear axle fiber washer
39. Rear axle shim
40. Rear axle seal
41. Timing pin
42. Brake/tail light bulbs
43. Oil (Motor & 600W)
44. Water (1 gallon minimum)
45. Spark plug wires
46. Spark plug nuts
47. Oil plug gasket
48. Throw out bearing return spring
49. Starter switch and mounting screws
50. Open cars only—rubber pads used to hold on wind wings
51. Turn signal flasher unit
52. Gas cap gasket & gas cap
53. Radiator cap gasket
54. Rear license plate screws
55. Fan blade
56. Spare key to car (hidden)
57. Stop light switch
58. Fan belt

# Suggested Tools for Touring

1. Working fire extinguisher
2. Volt meter
3. Jack
4. Lug wrench
5. Electrical tape
6. Wire
7. Bailing wire
8. Timing gear changing tools
9. Gasket maker (Permatex)
10. Test light
11. Jumper wire (alligator clips)
12. Rear hub puller
13. Socket or wrench to use with hub puller
14. Basic set of sockets
15. Several lengths of extensions
16. Basic set of wrenches
17. Small hammer (not rubber)
18. Large hammer (2 lb.)
19. Screw drivers (couple of different sizes)
20. Ignition switch jumper cable
21. Spark plug wrench
22. Distributor cam wrench
23. Feeler gauge
24. Needle nose pliers
25. Side cutters, dykes
26. Flashlight
27. Wrench/socket for rear axle nut
28. Tape—plumber's, painter's, duct, and electrical
29. Water pump wrench
30. Paper towels and shop rags
31. Shammie
32. Work gloves
33. Tire pressure gauge
34. Extendable magnet
35. Breaker bar
36. Straight razor blade
37. Tube of anti size
38. Small bottle of lubricating oil (3 in 1 oil)
39. Zip ties



## How to Talk using Model-A-Speak

by Cliff Hughes, as found on the MAFCA Facebook page

When a new person enters into the Model A Kingdom, they are initially confused by a number of terms and acronyms they hear that they are not familiar with. These terms are what I refer to as “Model-A-Speak” which is a type of language that is spoken at most swap meets, MAFCA club meetings, tours and parades by Model A owners. It is a relatively easy language to pick up provided that you have secret decoder list of terms to figure out what people are saying. The following is that list, or at least my version of it. Good luck.

- **Vickie** = A rare body style of Model A Ford built in 1931 that has an extended rear end compared to a normal sedan. Vickie is short for Victoria.
- **Flat head** = this is not a haircut, it describes a motor that does not have overhead valves.
- **Four Banger** (sometimes just “banger”) = the original cast iron four cylinder block/engine that is contained in a Model A Ford, as opposed to a V-8. Example: “He’s running a banger.”
- **It ran when it was parked** = engine has seized and won’t turn over, and will require a major overhaul.
- **It’s a Survivor** = Implies that it has never been restored and is still in its factory condition. Realistically, this is used to describe a rusty, worn out vehicle that someone is trying to sell, in order to get the price up.
- **A Barn Find** = A Model A Ford that someone finds in an old barn that has been setting for 50 to 70 years. Similar to A Survivor.
- **A town car** = the most rare and most desirable (arguable) body style of the Model A Ford series of vehicles. It looks like a four door sedan which has had the top part of the front doors cut off, and the rear section sealed off as to prevent the chauffeur from overhearing discussions by the passengers. Henry Ford’s attempt to get into the upper class types of cars, and it did not catch on.
- **A Rumble Seat** = the rear trunk area of a coupe that, when retrofitted with hinge adapters and seat cushions, can allow two people to ride in the trunk.
- **Running board** = A flat metal stepping plate bolted to the side of the vehicle that is used to help people climb into and out of a Model A. I am not quite sure why it is called a “running” board. Maybe you can run fast and then jump onto the side of the car, like they did in those old gangster movies.
- **A Klaxon** = Horn that goes Aaa-ooo-gaaa.
- **Spark adjust** = handle on the column that allows the driver to advance or retard the distributor spark.
- **Gav** = is the adjustment knob on the bottom right side of the gas tank. GAV stands for “Gas Adjustment Valve” and must be properly adjusted to start and run a Model A Ford.
- **Rust Bucket** = A Model A that literally has not even a shred of paint left on it, and is completely covered in rust.
- **How to count: Model A people count a bit differently than non-Model A people.** It takes a bit of getting used to at first but I’m sure you’ll pick it up after a while. For example: a 5 window coupe has 6 windows. A 3 window town sedan has 8 windows. A 4 door sedan has 4 doors. A Tudor sedan has 2 doors. There you have it.

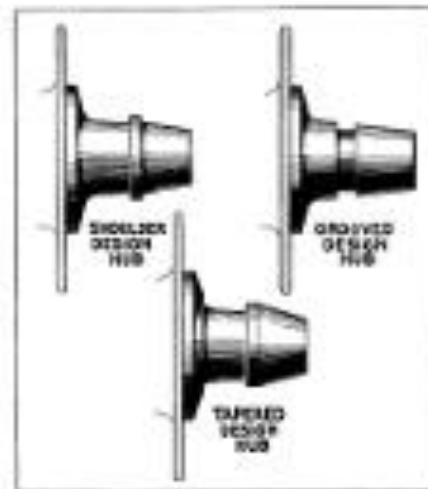
With this primer list I’m sure you’ll be talking “Model-A-Speak” in no time. Good luck.



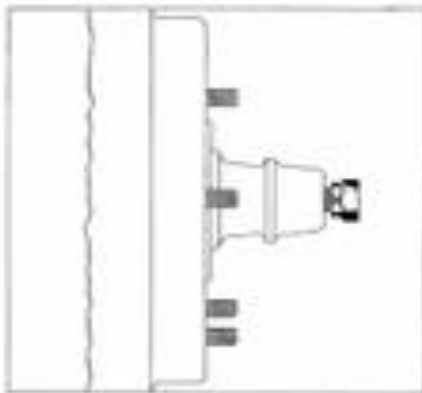
# Technical Tips

## Jim's Tech Tips "Use of Rear Axle Hub Puller"

There were three different styles of rear hub used on the Model A: Two styles have a ridge that sticks out of the rear hub, so that a puller can attach over it. The third hub style has a groove in it that a hub puller sits down in to attach. In all cases, you tighten the big bolt against the end of the axle, then hit the bolt head with a hammer, to pull the hub off of the tapered axle shaft.



There is another style of universal hub puller that attaches to 3 of the wheel lugs. It also has a center bolt that you tighten against the end of the axle and strike with a hammer to free the hub



In ALL cases, if you are pressing and striking the end of the axle shaft, you need to remove the big castle nut from the end of the axle, turn the nut around, and screw it back on to the axle almost all the way. Or use another big nut that you have in the shop that matches the axle threads (5/8"-16). This puts the big bolt that you are hitting with a hammer striking the nut instead of the axle itself. This protects the end of the axle shaft from getting distorted.

I hope this helps you get your rear hubs off without damaging anything.

Until next time... *Have a Model A Day!*

Jim Cannon

# UPCOMING EVENTS

## Monthly Lunch

Be sure to check Mass Mailer the third week of the month to find out where.



### **The Three States Tour** to Oklahoma, Talimena Scenic Byway, Arkansas, & Texas



Nov. 9 - 12, 2026

Let Nancy Cheshire (nmcheshire@yahoo.com or 972-279-4786) know if you are going. We have rooms blocked that you can reserve. Model As, Vintage cars, and Moderns are welcome on the tour.



### A Very Scenic, Historic, Fall tour

Stops in Sulphur Springs, TX, Paris, TX, Overnight at Choctaw Resort in Grant, OK, Hugo, OK, Tuskahoma, OK, drive the Talimena Scenic Byway, Overnight at Queen Wilhelmina Lodge, Mena, AR, sites and overnight in Texarkana, Pittsburg, TX and then home.

NATIONAL CLUB NEWS



The Model A Restorers Club, Inc.

The *Running* Board Report

Tom Hovetter, President

John Prohaska, Director of Regions

July 2026

**M**onth of June has been used by your board to bring new board members up to speed and focus on organizing your club's priorities in the coming year. Since the last update, the club building sale has been finalized and completed. The proceeds from the sale were invested into interest bearing accounts for your club's future use.



**A**s mentioned above, three new board members, Josh Madden, Curt Hillman, and John Prohaska were initiated onto the Board at the Finger Lakes, NY Tour/Membership Meet this past May. Josh will serve as Secretary, Curt as Treasurer, and John as Director of Regions during the coming year. Bill Bass was elected to serve an additional two-year term and will continue to serve as Director of Publications and Library.

**R**emember to enjoy your Model A this summer by making arrangements with your local Region members to get out and put miles on your Model A's. If an issue arises, your members are there to help you troubleshoot and get you back on the road. There is a lot of comfort knowing the knowledge and troubleshooting abilities that reside at our fingertips with our members on club tours.

**C**ontinue investigating our new website. There is a lot of useful information at your disposal. In the members only area, you can find Model A News, Technical Resources, Membership Directory and more! Visit us at [www.modelarestorersclub.org](http://www.modelarestorersclub.org) Login to the site is your email address and your five-digit ZIP code is the password.

# MAFCA News

## The Future of the Model A Hobby



Look for it on the MAFCA Web page at [mafca.com](http://mafca.com)

Model A Ford Club of America and Sherry Winkinhofer, editor of A World, have provided every MAFCA member with a wonderful way to pass along their love of Model A Fords. This high-quality publication is educational, interactive, and especially appealing to children.

If you hope your cherished Model A will someday remain in the hands of a family member, rather than being sold to a stranger, tools like A World can help spark a child's interest today creating the next generation of caretakers and collectors.

**MAFFI SWEEPSTAKES**  
Win This Beautiful  
**1930 FORD MODEL A TOWN SEDAN**

Ticket Sales Begin March 23, 2026	Entries Close October 10, 2026	Drawing Date October 23, 2026
--------------------------------------	-----------------------------------	----------------------------------

**Enter now and receive 20% MORE TICKETS** for your donation class!

Generously donated by Ron Jennings, this stunning 1930 Ford Model A Town Sedan was lovingly restored by the Evergreen Chapter of the Model A Ford Club of America. Their team completed a full frame-up restoration including new wood, bodywork, rebuilt drivetrain, upholstery, glass, and a beautiful Ford Maroon finish, as well as brand new Goodyear tires and radiator by the MAFFI staff. The vehicle was proudly presented to MAFFI during the 2014 MAFCA National Convention in Puyallup, Washington.

**GRAND PRIZE**  
**1930 Ford Model A Town Sedan**  
Winner may choose \$15,000 cash instead.

Beautifully Restored Interior

Scan to Enter

For more information: Jarrad Williams | [jarradwilliams1@gmail.com](mailto:jarradwilliams1@gmail.com) | [maffi.org](http://maffi.org)

MAFFI  
Sponsored  
Events

**2026 Model A Days**  
**2-Day Swap Meet**  
Fashion, Seminars, Car Corral  
Double Clutch Class, and MORE!!

**September 18 & 19, 2026 9:5PM**

**NEW! Friday Fashion Swap**

**Registration NOW Open!!**

**Model A PARTS SWAP**

**Technical Seminars. Fashion. Hall of Fame. Ride the Classics.**

**Host Hotel: Delta Hotel**  
2747 11th St, Kalamazoo, MI  
269.375.6000

**Celebrating Model A Speedster**

2026



Event Calendar

- JUL 7, 2026 Meeting at 3:00 PM. Dairy Queen at Seven Points**
- Week of JUL 21, 2026 Monthly Lunch**
- AUG 4, 2026 Meeting at 3:00 PM. Dairy Queen at Seven Points**
- Week of AUG 18, 2026 Monthly Lunch**
- SEP 1, 2026 Meeting at 3:00 PM. Dairy Queen at Seven Points**
- Week of SEP 15, 2026 Monthly Lunch**
- OCT 6, 2026 Meeting at 3:00 PM. Dairy Queen at Seven Points**
- Week of OCT 20, 2026 Monthly Lunch**
- NOV 3, 2026 Meeting at 3:00 PM. Dairy Queen at Seven Points**
- NOV 9-12, 2026 Tour through OK, along the Talimena Scenic Byway, AR, & TX**
- Week of NOV 17, 2026 Monthly Lunch**
- DEC 5, 2026 Christmas Party at the Cheshires in Safari Waters Ranch**
- Week of DEC 15, 2026 Monthly Lunch**



## History & The Declaration of Independence



- Who was the primary author of the Declaration of Independence?  
Answer: Thomas Jefferson.
- How many men signed the Declaration of Independence?  
Answer: 56 men.
- Which Founding Father strongly believed that July 2 was the correct day to celebrate American independence because that is the day they voted to accept it, and reportedly refused to attend 4th of July events as a matter of principle?  
Answer: John Adams.
- Which U.S. President hosted the first 4th of July celebration at the White House in 1801?  
Answer: Thomas Jefferson.
- How many times did the Liberty Bell ring on Independence Day?  
Answer: 13 times, to honor the original 13 colonies.
- Which U.S. President was the only one born on the 4th of July?  
Answer: Calvin Coolidge (born in 1872).
- Which three U.S. Presidents passed away on the 4th of July?  
Answer: John Adams, Thomas Jefferson, and James Monroe.
- Coincidentally, Adams and Jefferson died on the exact same day in 1826. How monumental was that date for the country?  
Answer: It was the 50th anniversary of the adoption of the Declaration of Independence.
- On July 4, 1776, only two men signed it that day, who were they?  
Answer: John Hancock and Secretary Charles Thomson